
















PLHE1060 ECLIPSE LB WHITE

Eclipse Low Bleed White PLHE1060 is a satin finish, low tack formulation white that provides excellent bleed resistance, excellent opacity, & excellent coverage with great to excellent printability and fiber mat down. This low-bleed white is a terrific multi-purpose white that prints wonderfully on hooded sweats and fleece. Eclipse Low bleed is optically brightened to appear vibrant under a range of lighting.




Highlights

-  Eclipse white features a matte finish with satin hand.
-  High opacity with fast flash and low tack.
-  This white has an optical brightener to assure it remains bright under various light sources.
-  Excellent multi-purpose low bleed. Great on hooded sweats.
-  Short body and creamy for ease of printing.
-  Matches other whites from "Stellar Series Whites".


Printing Tips

-  It is best practice to "pre-shear" ink before use. Do this by "Slicing and folding" the ink with an ink knife. Do not mix with power drill, friction heat from mechanical mixers other than a "Turn about" style mixer will thicken up the ink body.
-  Poorly dyed polyester or too much heat in the curing process can compromise any low bleed inks ability to block dye migration.
-  For printing on Tie-dye garments it is best to print 2 strokes / Flash / 2 strokes.
-  Always stir this ink before use.
-  If you notice Eclipse Low Bleed White "Climbing" the squeegee, the ink has not been mechanically sheared enough. Carefully transfer ink from screen back into a small bucket and shear with a paint knife by cutting, folding, and stirring the ink.
-  Avoid conditions that may increase potential to ghost such as stacking printed garments while hot.
-  Thicker ink deposits typically require higher temperatures and longer dwell times in oven. Be sure garment is in dryer long enough to evaporate all moisture allowing for full cure and providing optimum performance of printed inks.











Compliance

-  Non-phthalate
-  Internationally compliant
-  Visit <https://www.avientspecialtyinks.com/services/compliance-support>

Precautions

-  The information above is given in good faith and does not release you from testing inks and fabrics to confirm suitability of substrate and application process to meet your customer standards and specifications.

Recommended Parameters

 <p>Fabric Types Cotton/Poly Blends, Tri-Blends, Cotton</p>	 <p>Flash & Cure Flash: Pre-heat pallets ~ 140°F Cure: 60 seconds at 320°F(160°C)</p>	 <p>Clean Up Standard plastisol cleaners, press wash, or ink degradant</p>
 <p>Mesh Count: 86 to 230 Tension: 18-35n/cm3</p>	 <p>Pigment Loading Not recommended</p>	 <p>Health & Safety Find safety information here: www.avient.com/resources/safety-data-sheets or contact your local CSR</p>
 <p>Squeegee Durometer: Medium: 70 or 60-90-60 Profile: Square Stroke: x2 stroke, medium speed Angle: 10 to 15</p>	 <p>Additives Not recommended Nylobond at 10-15% by weight to promote adhesion to tightly woven synthetic fabrics.</p>	<p>2023, Avient Corporation. Avient makes no representations, guarantees, or warranties of any kind with respect to the information contained in this document about its accuracy, suitability for particular applications, or the results obtained or obtainable using the information. Some of the information arises from laboratory work with small-scale equipment which may not provide a reliable indication of performance or properties obtained or obtainable on larger-scale equipment. Values reported as "typical" or stated without a range do not state minimum or maximum properties; consult your sales representative for property ranges and min/max specifications. Processing conditions can cause material properties to shift from the values stated in the information. Avient makes no warranties or guarantees respecting suitability of either Avient's products or the information for your process or end-use application. You have the responsibility to conduct full-scale end-product performance testing to determine suitability in your application, and you assume all risk and liability arising from your use of the information and/or use or handling of any product. AVIENT MAKES NO WARRANTIES, EXPRESS OR IMPLIED, INCLUDING, BUT NOT LIMITED TO, IMPLIED WARRANTIES OF MERCHANTABILITY AND FITNESS FOR A PARTICULAR PURPOSE, either with respect to the information or products reflected by the information. This literature shall NOT operate as permission, recommendation, or inducement to practice any patented invention without permission of the patent owner.</p>
 <p>Stencil Standard Emulsion Off Contact: 1/16" (2mm) Emulsion Over Mesh: 15-20%</p>	 <p>Storage 65 -95° F (18 -35° C) Avoid direct sunlight. Use within one year of receipt. Keep container well sealed.</p>	



AVIENT SPECIALTY INKS

V4.00 (Modified: 02/07/2023)